

CRYSTALS OF TYPE $D_n^{(1)}$ AND YOUNG WALLS

HYEONMI LEE

ABSTRACT. We give a new realization of arbitrary level perfect crystals and arbitrary level irreducible highest weight crystals of type $D_n^{(1)}$, in the language of Young walls. We refine the notions of *splitting of blocks* and *slices* that have appeared in our previous works, and these play crucial roles in the construction of crystals. The perfect crystals are realized as the set of equivalence classes of slices, and the irreducible highest weight crystals are realized as the affine crystals consisting of reduced proper Young walls which, in turn, are concatenations of slices.

1. INTRODUCTION

The theory of Young walls is a combinatorial scheme for realizing crystal bases for quantum affine algebras. One may view this as a development of the Young tableaux theory, which was used in realizing irreducible highest weight crystals for the classical finite types [11], in the affine direction. At its root is the realization of crystal bases for irreducible highest weight representations over the affine quantum group of type $A_n^{(1)}$ which appeared in [13, 5]. Motivated by some insight from solvable lattice model theory, their theory developed into the theory of *perfect crystals* [8, 7, 9]. It gives a realization of crystal bases for irreducible highest weight modules over any affine quantum groups in terms of *paths*. This path realization plays an important part in the theory of Young walls.

The concept of Young walls first appeared in [2] for a very restricted case. It was subsequently extended to cover level-1 highest weight crystals of most classical affine types in [3] and [6]. The $C_n^{(1)}$ case, which was missing from these works, was more difficult to deal with, because the level-1 perfect crystal for this type is intrinsically of level-2. The difficulty was resolved in [4] by introducing the notions of *slices* and *splitting of blocks*. It was also in this work that a realization of perfect crystals, obtained in the process of Young wall realization, was explicitly stated as a separate result. This opened up the road for realization of arbitrary level highest weight crystals, which was done in [1, 10] for most of the classical quantum affine algebras. This time, type $D_n^{(1)}$ withstood realization efforts. The present paper addresses this gap.

In passing, we acknowledge the existence of a realization for type $A_n^{(1)}$ arbitrary level highest weight crystals given in [14], which is very similar to that appearing in [10].

Received by the editors April 20, 2004 and, in revised form, July 28, 2004.

2000 *Mathematics Subject Classification*. Primary 17B37, 81R50.

This work was supported in part by KOSEF Grant R01-2003-000-10012-0.

©2005 American Mathematical Society
 Reverts to public domain 28 years from publication

We would like to comment a little on the crucial turn of view which has made this work possible. Although not written explicitly, previous works viewed a level- l Young wall as a gathering of level-1 Young walls. In this work, we first give a realization of the perfect crystal in terms of level- l slices and view a Young wall as a concatenation of these slices. This freed us from the (misleading) concept that a Young wall must be made up of concrete and complete (unbroken) blocks and lead us to the Young wall theory for type $D_n^{(1)}$.

Let us explain the contents of this paper. We first introduce the notions of splitting of blocks and slices, and give a new realization of level- l perfect crystals as the equivalence classes of slices. The two notions presented in this work are refined versions of those appearing in previous works [4] and [10]. We then proceed to define the notion of Young walls, proper Young walls, reduced proper Young walls, and ground-state walls. Finally, we prove that an arbitrary level irreducible highest weight crystal may be realized as the affine crystal consisting of reduced proper Young walls.

One immediate application of this work could be the extension of the work by Savage [14] on the correspondence between geometric and combinatorial realizations of crystal graphs to the $D_n^{(1)}$ case.

In closing the Introduction, we remark that although realizations of arbitrary level highest weight crystals for most of the other affine types were developed in [10], the refined notions of slices and splitting of blocks appearing in this work may be used to give a more unified and attractive Young wall theory for these types.

2. QUANTUM GROUP OF TYPE $D_n^{(1)}$ AND ITS PERFECT CRYSTAL

In this section, we introduce notations and cite facts that are crucial for our work. We follow notations of the references cited in the Introduction. First let us fix basic notation:

- \mathfrak{g} : affine Kac-Moody algebra of type $D_n^{(1)}$ ($n \geq 4$).
- $U_q(\mathfrak{g})$: quantum group.
- $I = \{0, 1, \dots, n\}$: index set.
- $A = (a_{ij})_{i,j \in I}$: generalized Cartan matrix for \mathfrak{g} .
- $P^\vee = (\bigoplus_{i \in I} \mathbb{Z}h_i) \oplus \mathbb{Z}d$: dual weight lattice.
- $\mathfrak{h} = \mathbb{C} \otimes_{\mathbb{Z}} P^\vee$: Cartan subalgebra.
- $\alpha_i, \delta, \Lambda_i$: simple root, null root, fundamental weight.
- $P = (\bigoplus_{i \in I} \mathbb{Z}\Lambda_i) \oplus \mathbb{Z}\delta$: weight lattice.
- $e_i, K_i^{\pm 1}, f_i, q^d$: generators of $U_q(\mathfrak{g})$.
- $U'_q(\mathfrak{g})$: subalgebra of $U_q(\mathfrak{g})$ generated by $e_i, K_i^{\pm 1}, f_i$ ($i \in I$).
- $\bar{P} = \bigoplus_{i \in I} \mathbb{Z}\Lambda_i$: classical weight lattice.
- $\text{wt}, \overline{\text{wt}}$: (affine) weight, classical weight.
- $\mathcal{B}(\lambda)$: irreducible highest weight crystal of highest weight λ .
- $\mathcal{B}^{(l)}$: level- l perfect crystal of type $D_n^{(1)}$.
- \tilde{f}_i, \tilde{e}_i : Kashiwara operators.
- $\mathcal{P}(\lambda)$: the set of λ -paths (with crystal structure).

Below is a perfect crystal of type $D_n^{(1)}$ introduced in [7, 8, 9, 12]. In the next section, we give a new realization of this perfect crystal as a certain set of blocks.

Theorem 2.1. *A level- l perfect crystal of type $D_n^{(1)}$ and the maps defining the crystal structure are given as follows:*

$$(2.1) \quad \mathcal{B}^{(l)} = \left\{ (x_1, \dots, x_n | \bar{x}_n, \dots, \bar{x}_1) \left| \begin{array}{l} x_n = 0 \text{ or } \bar{x}_n = 0, \ x_i, \bar{x}_i \in \mathbf{Z}_{\geq 0} \\ \sum_{i=1}^n (x_i + \bar{x}_i) = l \end{array} \right. \right\}.$$

For $b = (x_1, \dots, x_n | \bar{x}_n, \dots, \bar{x}_1)$, the action of the Kashiwara operator \tilde{f}_0, \tilde{e}_0 on $\mathcal{B}^{(l)}$ are given by

$$\begin{aligned} \tilde{f}_0 b &= \begin{cases} (x_1, x_2 + 1, x_3, \dots, x_n | \bar{x}_n, \dots, \bar{x}_2, \bar{x}_1 - 1) & \text{if } x_2 \geq \bar{x}_2, \\ (x_1 + 1, x_2, \dots, x_n | \bar{x}_n, \dots, \bar{x}_3, \bar{x}_2 - 1, \bar{x}_1) & \text{if } x_2 < \bar{x}_2, \end{cases} \\ \tilde{e}_0 b &= \begin{cases} (x_1, x_2 - 1, x_3, \dots, x_n | \bar{x}_n, \dots, \bar{x}_2, \bar{x}_1 + 1) & \text{if } x_2 > \bar{x}_2, \\ (x_1 - 1, x_2, \dots, x_n | \bar{x}_n, \dots, \bar{x}_3, \bar{x}_2 + 1, \bar{x}_1) & \text{if } x_2 \leq \bar{x}_2. \end{cases} \end{aligned}$$

For $i = 1, \dots, n-2$,

$$\begin{aligned} \tilde{f}_i b &= \begin{cases} (x_1, \dots, x_{i-1}, x_i - 1, x_{i+1} + 1, x_{i+2}, \dots, x_n | \bar{x}_n, \dots, \bar{x}_1) & \text{if } x_{i+1} \geq \bar{x}_{i+1}, \\ (x_1, \dots, x_n | \bar{x}_n, \dots, \bar{x}_{i+2}, \bar{x}_{i+1} - 1, \bar{x}_i + 1, \bar{x}_{i-1}, \dots, \bar{x}_1) & \text{if } x_{i+1} < \bar{x}_{i+1}, \end{cases} \\ \tilde{e}_i b &= \begin{cases} (x_1, \dots, x_{i-1}, x_i + 1, x_{i+1} - 1, x_{i+2}, \dots, x_n | \bar{x}_n, \dots, \bar{x}_1) & \text{if } x_{i+1} > \bar{x}_{i+1}, \\ (x_1, \dots, x_n | \bar{x}_n, \dots, \bar{x}_{i+2}, \bar{x}_{i+1} + 1, \bar{x}_i - 1, \bar{x}_{i-1}, \dots, \bar{x}_1) & \text{if } x_{i+1} \leq \bar{x}_{i+1}. \end{cases} \end{aligned}$$

Also,

$$\begin{aligned} \tilde{f}_{n-1} b &= \begin{cases} (x_1, \dots, x_{n-2}, x_{n-1} - 1, x_n + 1 | \bar{x}_n, \dots, \bar{x}_1) & \text{if } x_n \geq 0, \bar{x}_n = 0, \\ (x_1, \dots, x_n | \bar{x}_n - 1, \bar{x}_{n-1} + 1, \bar{x}_{n-2}, \dots, \bar{x}_1) & \text{if } x_n = 0, \bar{x}_n \geq 1, \end{cases} \\ \tilde{e}_{n-1} b &= \begin{cases} (x_1, \dots, x_{n-2}, x_{n-1} + 1, x_n - 1 | \bar{x}_n, \dots, \bar{x}_1) & \text{if } x_n \geq 1, \bar{x}_n = 0, \\ (x_1, \dots, x_n | \bar{x}_n + 1, \bar{x}_{n-1} - 1, \bar{x}_{n-2}, \dots, \bar{x}_1) & \text{if } x_n = 0, \bar{x}_n \geq 0, \end{cases} \\ \tilde{f}_n b &= \begin{cases} (x_1, \dots, x_{n-1}, x_n - 1 | \bar{x}_n, \bar{x}_{n-1} + 1, \bar{x}_{n-2}, \dots, \bar{x}_1) & \text{if } x_n \geq 1, \bar{x}_n = 0, \\ (x_1, \dots, x_{n-2}, x_{n-1} - 1, x_n | \bar{x}_n + 1, \bar{x}_{n-1}, \dots, \bar{x}_1) & \text{if } x_n = 0, \bar{x}_n \geq 0, \end{cases} \\ \tilde{e}_n b &= \begin{cases} (x_1, \dots, x_{n-1}, x_n + 1 | \bar{x}_n, \bar{x}_{n-1} - 1, \bar{x}_{n-2}, \dots, \bar{x}_1) & \text{if } x_n \geq 0, \bar{x}_n = 0, \\ (x_1, \dots, x_{n-2}, x_{n-1} + 1, x_n | \bar{x}_n - 1, \bar{x}_{n-1}, \dots, \bar{x}_1) & \text{if } x_n = 0, \bar{x}_n \geq 1. \end{cases} \end{aligned}$$

The remaining maps describing the crystal structure on $\mathcal{B}^{(l)}$ are given below:

$$(2.2) \quad \begin{aligned} \varphi_0(b) &= \bar{x}_1 + (\bar{x}_2 - x_2)_+, \\ \varphi_i(b) &= x_i + (\bar{x}_{i+1} - x_{i+1})_+ \quad (i = 1, \dots, n-2), \\ \varphi_{n-1}(b) &= x_{n-1} + \bar{x}_n, \\ \varphi_n(b) &= x_{n-1} + x_n, \\ \varepsilon_0(b) &= x_1 + (x_2 - \bar{x}_2)_+, \\ \varepsilon_i(b) &= \bar{x}_i + (x_{i+1} - \bar{x}_{i+1})_+ \quad (i = 1, \dots, n-2), \\ \varepsilon_{n-1}(b) &= \bar{x}_{n-1} + x_n, \\ \varepsilon_n(b) &= \bar{x}_{n-1} + \bar{x}_n, \\ \overline{\text{wt}}(b) &= \sum_{i=0}^n (\varphi_i(b) - \varepsilon_i(b)) \Lambda_i. \end{aligned}$$

Here, $(x)_+ = \max(0, x)$.

The action of the Kashiwara operators on Young walls, which is our main objective, builds on the action of the Kashiwara operator on path elements. Let us review the action of the Kashiwara operator \tilde{f}_i and \tilde{e}_i on a path element

$$(2.3) \quad \mathbf{p} = \cdots \otimes p(j) \otimes \cdots \otimes p(1) \otimes p(0) \in \mathcal{P}(\lambda).$$

- (1) Under each $p(j)$, write $\varepsilon_i(p(j))$ -many 1's followed by $\varphi_i(p(j))$ -many 0's.
- (2) From the (possibly) (half-)infinite list of 0's and 1's, successively cancel out each $(0, 1)$ pair to obtain a sequence of 1's followed by some 0's (reading from left to right).
- (3) Let \tilde{f}_i (and \tilde{e}_i) act on the $p(j)$ corresponding to the left-most 0 (resp. right-most 1) remaining. Set it to zero if no 0 (resp. 1) remains.

Following is the *path realization* of irreducible highest weight crystals. Using this theorem, we shall show that the set of Young walls satisfying some conditions gives a new realization of the highest weight crystal graph.

Theorem 2.2. *The path space is isomorphic to the irreducible highest weight crystal:*

$$(2.4) \quad \mathcal{B}(\lambda) \cong \mathcal{P}(\lambda).$$

3. SLICES AND SPLITTING OF BLOCKS

In this section, we introduce the notions of *splitting of blocks* and *slices*, and define a classical crystal structure on the set $\mathcal{C}^{(l)}$ of equivalence classes of slices. The classical crystal $\mathcal{C}^{(l)}$ is isomorphic to the level- l perfect crystal $\mathcal{B}^{(l)}$. This fact will be shown in the next section.

The basic ingredient of our discussion will be the following colored **blocks** of two different shapes:

$$\begin{array}{ll} \begin{array}{|c|} \hline i \\ \hline \end{array} & : \text{unit height, unit width, half-unit depth } (i = 0, 1, n-1, n). \\ \begin{array}{|c|} \hline i \\ \hline \end{array} & : \text{unit height, unit width, unit depth } (i = 2, \dots, n-2). \end{array}$$

For simplicity, we will use the following notation:

$$\begin{array}{ccccc} \begin{array}{|c|} \hline i \\ \hline \end{array} & \longleftrightarrow & \begin{array}{|c|} \hline i \\ \hline \end{array} & \begin{array}{c} \begin{array}{|c|} \hline j \\ \hline \end{array} \longleftrightarrow \begin{array}{|c|} \hline j \\ \hline \end{array} \\ \begin{array}{|c|} \hline i \\ \hline \end{array} \longleftrightarrow \begin{array}{|c|} \hline i \\ \hline \end{array} \end{array} & \begin{array}{|c|} \hline i \ j \\ \hline \end{array} & \begin{array}{|c|} \hline i \ j \\ \hline \end{array} \end{array}$$

That is, we use just the frontal view for most blocks. For half-unit depth blocks, we use triangles to cope with their co-presence inside a single unit cube.

Consider any gathering of blocks of the above given shapes stacked in one column of unit depth following (either one of) the patterns given below and extending infinitely downwards.

$$(3.1) \quad \begin{array}{c} \begin{array}{c} \boxed{2} \\ \boxed{\begin{array}{c|c} 1 & 0 \end{array}} \\ \boxed{2} \\ \vdots \\ \boxed{n-2} \\ \boxed{\begin{array}{c|c} n & n-1 \end{array}} \\ \boxed{n-2} \\ \vdots \\ \boxed{2} \\ \boxed{\begin{array}{c|c} 1 & 0 \end{array}} \end{array} \quad \begin{array}{l} \text{covering blocks} \\ \left\{ \begin{array}{c} \vdots \\ \vdots \\ \vdots \end{array} \right\} \\ \text{supporting blocks} \end{array} \end{array} \quad \begin{array}{c} \begin{array}{c} \boxed{2} \\ \boxed{\begin{array}{c|c} 0 & 1 \end{array}} \\ \boxed{2} \\ \vdots \\ \boxed{n-2} \\ \boxed{\begin{array}{c|c} n-1 & n \end{array}} \\ \boxed{n-2} \\ \vdots \\ \boxed{2} \\ \boxed{\begin{array}{c|c} 0 & 1 \end{array}} \end{array} \quad \begin{array}{l} \text{covering blocks} \\ \left\{ \begin{array}{c} \vdots \\ \vdots \\ \vdots \end{array} \right\} \\ \text{supporting blocks} \end{array} \end{array}$$

The column should stand in a *stable* manner. That is, except for perhaps at the very top of this column, no part of the column should be of half-unit depth.

We can see in the figures that this is a repeating pattern. In these repeating patterns, there are certain colors which appear twice in each cycle. To distinguish the two positions containing the same colored blocks, we give names to these positions and blocks. We say that an i -block is a **covering i -block** (or a **supporting i -block**) if it is closer to the $(n-1)$ - and n -blocks that sit below (resp. above) it than to the $(n-1)$ - and n -block position above (resp. below) it. A block sitting in a position that appears only once in each cycle is regarded as being both a supporting block and a covering block.

For each of the above two patterns, choose and fix, once and for all, any single column among those we have been considering that is topped with a covering 2-block. Call them **standard columns**.

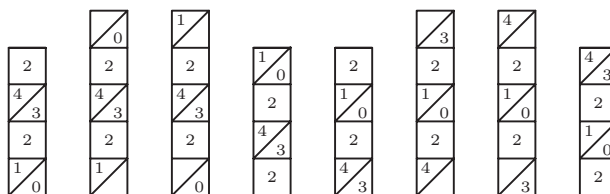
Remark 3.1. It is possible to develop the rest of the theory for Young walls of type $D_n^{(1)}$ with any choice of top blocks for standard columns.

Definition 3.2. A **level-1 slice** of $D_n^{(1)}$ type is any gathering of blocks which may be obtained by either stacking finitely many blocks to or removing finitely many blocks from either of the two *standard columns*. The stacking should be done in the pattern the *standard column* is following. Also, the stacking and removal of blocks should be done so that the result is *stable*.

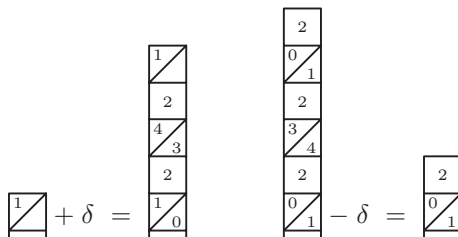
An **i -slot** is the top of a level-1 slice where one may add an i -block. The notions of a **covering i -slot** and a **supporting i -slot** are self-explanatory.

We define a **δ -column** to be any set of blocks appearing in a single cycle of the stacking pattern. For a level-1 slice c , we define $c + \delta$ (and $c - \delta$) to be the level-1 slice obtained from c by adding (resp. removing) a δ -column. The following examples are for type $D_4^{(1)}$.

(1) δ -columns following the first pattern of (3.1):



(2) $c \pm \delta$:



Remark 3.3. Even though columns c and $c + \delta$ may look exactly the same because they extend infinitely downwards, we state explicitly that we consider the two to be *different* slices. As can be seen in the above example, their *heights* are different when compared to each other.

For two level-1 slices c and c' , we write $c \subset c'$ if c' contains all blocks which make up c . As an example, we have $c \subset c + \delta$, but not the other way around.

Definition 3.4. An ordered l -tuple $C = (c_1, \dots, c_l)$ of level-1 slices is a **level- l pre-slice** for type $D_n^{(1)}$ if it satisfies the following condition:

$$(3.2) \quad c_1 \subset c_2 \subset \dots \subset c_l \subset c_1 + \delta.$$

Only one of the two stacking patterns should be used in building a level- l pre-slice. Each c_i is called the i th **layer** of C .

We shall often simply say *pre-slice*, when dealing with level- l pre-slices. Mentally, we picture a level- l pre-slice as a gathering of the columns with the i th layer placed in front of the $(i + 1)$ th layer, rather than as an ordered l -tuple. In pasting the layers together, their relative heights should be made *natural*. That is, the *standard columns* each layer started out from should all come at the same height.

To simplify drawings, we shall use just the side view when representing a pre-slice. We explain this method used in drawing a pre-slice with the following example

for $D_4^{(1)}$ type:

$$\begin{aligned}
 (c_1 = \begin{array}{|c|} \hline 2 \\ \hline \begin{array}{|c|} \hline 1 \\ \hline 0 \end{array} \\ \hline \end{array}, c_2 = \begin{array}{|c|} \hline \begin{array}{|c|} \hline 4 \\ \hline 2 \end{array} \\ \hline \begin{array}{|c|} \hline 1 \\ \hline 0 \end{array} \\ \hline \end{array}, c_3 = \begin{array}{|c|} \hline \begin{array}{|c|} \hline 4 \\ \hline 3 \end{array} \\ \hline 2 \\ \hline \begin{array}{|c|} \hline 1 \\ \hline 0 \end{array} \\ \hline \end{array}, c_4 = \begin{array}{|c|} \hline \begin{array}{|c|} \hline 0 \\ \hline 2 \end{array} \\ \hline \begin{array}{|c|} \hline 4 \\ \hline 3 \end{array} \\ \hline 2 \\ \hline \begin{array}{|c|} \hline 1 \\ \hline 0 \end{array} \\ \hline \end{array}, c_5 = \begin{array}{|c|} \hline \begin{array}{|c|} \hline 1 \\ \hline 0 \end{array} \\ \hline 2 \\ \hline \begin{array}{|c|} \hline 4 \\ \hline 3 \end{array} \\ \hline 2 \\ \hline \begin{array}{|c|} \hline 1 \\ \hline 0 \end{array} \\ \hline \end{array}) \\
 = \begin{array}{|c|c|c|c|c|} \hline 0 & 2 & 4 & 2 & 1 \\ \hline 2 & 4 & 2 & 2 & 2 \\ \hline 4 & 2 & 2 & 2 & 2 \\ \hline 2 & 2 & 2 & 2 & 2 \\ \hline 1 & 2 & 2 & 2 & 2 \\ \hline \end{array} = \begin{array}{|c|c|c|c|c|c|c|c|c|} \hline 0 & 1 & 0 & 2 & 2 & 3 & 4 & 3 & 4 & 3 & 4 & 4 & 2 \\ \hline 2 & 2 & 2 & 2 & 2 & 2 & 2 & 2 & 2 & 2 & 2 & 2 & 2 \\ \hline 0 & 1 & 0 & 1 & 0 & 1 & 0 & 1 & 0 & 1 & 0 & 1 & 0 & 1 \\ \hline \end{array}
 \end{aligned}$$

Next we explain the notion of **splitting an i -block** in a level- l pre-slice. To do this, we first define a **whole block** to be any one of the unit depth blocks, or a gluing of two half-unit depth blocks, as given by the following figures:

$$\begin{array}{|c|} \hline \begin{array}{|c|} \hline 1 \\ \hline 0 \end{array} \\ \hline \end{array} \quad \begin{array}{|c|} \hline \begin{array}{|c|} \hline 0 \\ \hline 1 \end{array} \\ \hline \end{array} \quad \begin{array}{|c|} \hline 2 \\ \hline \end{array} \quad \dots \quad \begin{array}{|c|} \hline n-2 \\ \hline \end{array} \quad \begin{array}{|c|} \hline \begin{array}{|c|} \hline n \\ \hline n-1 \end{array} \\ \hline \end{array} \quad \begin{array}{|c|} \hline \begin{array}{|c|} \hline n-1 \\ \hline n \end{array} \\ \hline \end{array}$$

The first two whole blocks will be named as 01 -blocks and the last two blocks shall be named $(n-1)n$ -blocks.

For each $i = 01, 0, 1, \dots, n, (n-1)n$, note that in any fixed pre-slice, due to the circular inclusion condition (3.2) on level-1 slices, there can be at most two heights in which a covering (or supporting) i -block may appear as the top block of a layer. Similarly, there can be at most two heights in which a supporting (or covering) i -slot may appear.

Definition 3.5. Fix an $i = 01, 2, \dots, n-2, (n-1)n$. Suppose that in the pre-slice under consideration, there are layers with the top occupied by a covering (whole) i -block and layers whose top is a supporting (whole) i -slot. Choose the covering i -block lying in the foremost layer (i.e., the one with the smallest layer index) among the ones sitting in the higher height, and the supporting i -slot lying in the rear-most layer (i.e., the one with the largest layer index) among the ones situated in the lower height.

To **split an i -block** in a level- l pre-slice means to break off the top half of the chosen covering i -block and to place it in the chosen supporting i -slot.

The action characterized by interchanging *covering* and *supporting* in the above description is also defined to be the **splitting of an i -block** in a level- l pre-slice.

Remark 3.6. Readers familiar with previous Young wall theory [4, 10] may recall that the **splitting of a block** was defined to be the breaking off of the *covering* block in the $C_n^{(1)}$, $A_{2n}^{(2)}$, and $D_{n+1}^{(2)}$ cases and the breaking off of the *supporting* block in the $B_n^{(1)}$ and $A_{2n-1}^{(2)}$ cases.

Likewise, it is possible to develop the rest of the theory of Young walls for type $D_n^{(1)}$ after defining the **splitting of a block** to be just *one* of the two possible choices. But we chose to allow *both* in the $D_n^{(1)}$ case for sake of symmetry.

Remark 3.7. Note that the result obtained after splitting is no longer a pre-slice. Hence, logically, it is possible to split only a single whole block from a pre-slice. But the above definition of splitting can also be easily applied to such split results. We shall allow for this extension of the above definition to be used.

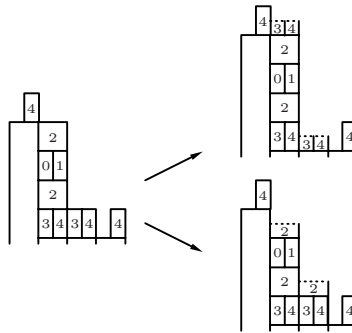
Remark 3.8. Although not strictly true, one may think of the choices of block and slot in the above definition for splitting as inevitable if one wants to preserve the circular inclusion condition (3.2).

Remark 3.9. The splitting of one block may render the splitting of another block impossible. So the choice of which block to split first can affect the next choice for splitting.

Dotted lines shall be used to denote broken blocks, as can be seen in the next example.

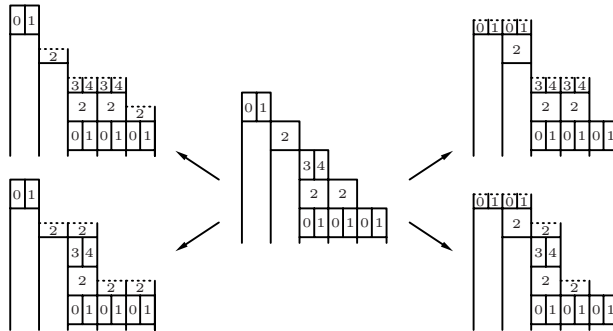
Example 3.10. The following illustrates the splitting of blocks for $D_4^{(1)}$ type pre-slices:

- (1) We have split a single pre-slice in two different ways below. The upper right figure shows the splitting of a $\overline{34}$ -block. The half $\overline{34}$ -block sitting in the third (resp. second) layer is the broken off top (resp. bottom) part of the $\overline{34}$ -block of the second layer shown in the left figure. The lower right figure shows the splitting of a covering 2-block from the same pre-slice.

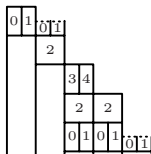


The circular inclusion condition (3.2) is no longer met in a strict sense, but one may still consider it true in a weaker (volume) sense.

- (2) This example shows four different split results of a single pre-slice. None of the results allow further splitting.



- (3) The following figure shows an *incorrect* $\mathbb{Q}\mathbb{1}$ -block splitting of the above pre-slice:



As we can see in the above example, given a level- l pre-slice, it may be possible to split it in many different ways. Any one of the (possibly many) results of splitting a given pre-slice C , which does not allow further splitting, is said to be a ***split form*** of C . If C does not allow any splitting at all, C itself is the split form of C .

We saw in the above example that if we can split a covering i -block for $i = 2, \dots, (n-1)n$ (or a supporting i -block for $i = \mathbb{Q}\mathbb{1}, \dots, n-2$), then it is always possible to split a supporting $(i-1)$ -block (resp. covering $(i+1)$ -block) from the same pre-slice, instead.

Definition 3.11. Choose one of the two given patterns for stacking blocks given in (3.1). The set consisting of all split forms of all level- l pre-slices of type $D_n^{(1)}$ following the unique pattern will be denoted by $\mathcal{S}^{(l)}$. The elements of $\mathcal{S}^{(l)}$ are called ***level- l slices*** of type $D_n^{(1)}$.

Remark 3.12. The theory of slices to be developed will not depend on which of the two patterns one has chosen.

Remark 3.13. We are not imposing the circular inclusion condition given by (3.2) to slices. In fact, as the previous example of a splitting shows, the circular inclusion condition now holds true, only in a weaker sense.

Remark 3.14. The notions of i -slot, δ -column, and *layer*, defined for pre-slices, naturally carries over to those of slices. Some care must be exercised, however. For example, δ -columns should allow for halves of blocks to add up to a δ , and we should now consider halves of i -slots.

Now we would like to caution the readers that the top of each layer is an i -slot if the layer viewed as a level-1 slice contains an i -slot at the top. Those that are visually oriented might fall into the error of viewing only the rear-most i -slot among those of the same height as an i -slot.

We now define the action of the Kashiwara operators on the set $\mathcal{S}^{(l)}$ of slices. Let C be a level- l slice and fix an index $i \in I$.

- \tilde{f}_i for $i = 2, \dots, n-2$.
All slots considered below are i -slots. We shall deal with the following four cases separately:
 - (F_{two}) C contains covering full-slots (as opposed to halves of slots) and also contains supporting full-slots.
 - (F_{one}) C does contain full-slots but they are of one type, i.e., covering or supporting.
 - (H) C contains no full-slots, but does contain half-slots. In such cases, there will be an equal number of covering half-slots and supporting half-slots.
 - (N) C contains no full-slot or even a half-slot.

Break an i -block into two halves and, for each of the four case, position them as instructed below:

- (F_{two}) Place one half-block in the rear-most covering full-slot among those in the lower height. Do the same on supporting full-slots.
- (F_{one}) Place a half-block in the rear-most full-slot among those in the lower height. This will create an (upper) half-slot. Considering just the (upper) half-slots of the same (covering or supporting) type, place the other half-block in the rear-most half-slot among those in the lower height.
- (H) Place a half-block in the rear-most covering half-slot among those in the lower height. Do the same in a supporting half-slot.
- (N) We define $\tilde{f}_i C = 0$.

- \tilde{e}_i for $i = 2, \dots, n - 2$.

All blocks considered below are i -blocks that sit at the top of some layer. Replace the word *slot* with *block* in the above division of classes to define four new cases, which we denote by the same label. For each case, remove two half-blocks as described below:

- (F_{two}) Remove the upper half-block from the foremost covering full-block among those in the higher height. Do the same from a supporting full-block.
- (F_{one}) Remove the upper half-block from the foremost full-block among those in the higher height. This will create an (lower) half-block. Considering just the (lower) half-blocks of the same (covering or supporting) type, remove the foremost half-block among those in the higher height.
- (H) Remove the foremost covering half-block among those in the higher height. Do the same with a supporting half-block.
- (N) We define $\tilde{e}_i C = 0$.

- \tilde{f}_i for $i = 0, 1, n - 1, n$.

For $i = 0, 1$, a block of unspecified color refers to a $0\mathbb{1}$ -block and for $i = n - 1, n$, a block is an $(n-1)\mathbb{n}$ -block. First, un-split every possible block from C .

- (F) If the result contains i -slots, place an i -block in the rear-most i -slot among those in the lower height. Then split every block possible.
- (N) If the result contains no i -slot, we define $\tilde{f}_i C = 0$.
- \tilde{e}_i for $i = 0, 1, n - 1, n$.
- For $i = 0, 1$, a block of unspecified color refers to a $0\mathbb{1}$ -block, and for $i = n - 1, n$, a block is an $(n-1)\mathbb{n}$ -block. Un-split every possible block.
- (F) If the result contains i -blocks, remove the foremost i -block among those in the higher height. Then split every block possible.
- (N) If the result contains no i -block, we define $\tilde{e}_i C = 0$.

Remark 3.15. In a slice, unlike the case for other whole blocks, the result of un-splitting all $0\mathbb{1}$ and $(n-1)\mathbb{n}$ -blocks, mentioned in the above actions of Kashiwara operators for $i = 0, 1, n - 1, n$, is unique.

Let $C = (c_1, \dots, c_l)$ be a level- l slice. We define the slices $C \pm \delta$ by

$$(3.3) \quad \begin{aligned} C + \delta &= (c_2, \dots, c_l, c_1 + \delta), \\ C - \delta &= (c_l - \delta, c_1, \dots, c_{l-1}). \end{aligned}$$

We say that two slices C and C' are **related**, denoted by $C \sim C'$, if one of the two slices may be obtained from the other by adding finitely many δ 's. Let

$$(3.4) \quad \mathcal{C}^{(l)} = \mathcal{S}^{(l)} / \sim$$

be the set of equivalence classes of level- l slices. We will use the same symbol C for the equivalence class containing the level- l slice C .

Note that the map $C(\in \mathcal{S}^{(l)}) \mapsto C + \delta$ commutes with the action of Kashiwara operators. Hence the Kashiwara operators are well defined on $\mathcal{C}^{(l)}$. We define

$$(3.5) \quad \begin{aligned} \varphi_i(C) &= \max\{n \mid \tilde{f}_i^n C \in \mathcal{C}^{(l)}\}, \\ \varepsilon_i(C) &= \max\{n \mid \tilde{e}_i^n C \in \mathcal{C}^{(l)}\}, \\ \overline{\text{wt}}(C) &= \sum_i (\varphi_i(C) - \varepsilon_i(C)) \Lambda_i. \end{aligned}$$

Then it is tedious but straightforward to prove the following proposition.

Proposition 3.16. *The Kashiwara operators, together with the maps φ_i, ε_i ($i \in I$), $\overline{\text{wt}}$, define a $U'_q(\mathfrak{g})$ -crystal structure on the set $\mathcal{C}^{(l)}$.*

4. NEW REALIZATION OF PERFECT CRYSTALS

In this section, we will show that the $U'_q(\mathfrak{g})$ -crystal $\mathcal{C}^{(l)}$ gives a new realization of the level- l perfect crystal $\mathcal{B}^{(l)}$ described in Section 2. We first define a *canonical map* $\psi : \mathcal{B}^{(l)} \rightarrow \mathcal{C}^{(l)}$ as follows.

Recall that every element $b \in \mathcal{B}^{(l)}$ is of the form $b = (x_1, \dots, x_n | \bar{x}_n, \dots, \bar{x}_1)$ with $x_n = 0$ or $\bar{x}_n = 0$, $x_i, \bar{x}_i \in \mathbf{Z}_{\geq 0}$, and $\sum_{i=1}^n (x_i + \bar{x}_i) = l$. Set

$$(4.1) \quad \begin{cases} x'_i = \max\{0, x_i - \bar{x}_i\}, & i = 1, \dots, n-1, \\ x'_n = x_n, \\ \bar{x}'_n = \bar{x}_n, \\ \bar{x}'_i = \max\{0, \bar{x}_i - x_i\}, & i = 1, \dots, n-1, \\ x_{01}^* = \min\{x_1, \bar{x}_1\}, \\ x_i^* = \min\{x_i, \bar{x}_i\}, & i = 2, \dots, n-2, \\ x_{(n-1)n}^* = \min\{x_{n-1}, \bar{x}_{n-1}\}. \end{cases}$$

For ease of writing, we shall temporarily use the notation in Figure 1 to denote a gathering of blocks or halves of blocks stacked in a single column of unit depth, i.e., something which may appear as a layer of a slice. Each notation is defined by its top part, described by the figure to its right. Here, the top of t_i and \bar{t}_i are covered by a broken half of a whole i -block.

The image of the above b under the map ψ is defined to be the equivalence class of a level- l slice obtained by pasting together

$$(4.2) \quad \begin{cases} x'_i\text{-many } s_i, & i = 1, \dots, n, \\ \bar{x}'_i\text{-many } \bar{s}_i, & i = 1, \dots, n, \\ x_i^*\text{-many } t_i, & i = 01, 2, \dots, n-2, (n-1)n, \\ x_i^*\text{-many } \bar{t}_i, & i = 01, 2, \dots, n-2, (n-1)n. \end{cases}$$

In particular, we are gathering together $2x_{01}^*$ -many $t_{01} = \bar{t}_{01}$'s and $2x_{(n-1)n}^*$ -many $t_{(n-1)n} = \bar{t}_{(n-1)n}$'s. Note that this equivalence class does not depend on the way we

$$\begin{aligned}
s_1 &= \begin{array}{|c|} \hline \diagup \\ \hline 0 \\ \hline \end{array} \quad \text{or} \quad \begin{array}{|c|} \hline 0 \\ \hline \diagup \\ \hline \end{array} \\
s_2 &= \begin{array}{|c|} \hline 1 \\ \hline \diagup \\ \hline 0 \\ \hline \end{array} \quad \text{or} \quad \begin{array}{|c|} \hline 0 \\ \hline \diagup \\ \hline 1 \\ \hline \end{array} \\
s_i &= \begin{array}{|c|} \hline i-1 \\ \hline i-2 \\ \hline \end{array} \quad \text{for } i = 3, \dots, n-1, \\
s_n &= \begin{array}{|c|} \hline \diagup \\ \hline n-1 \\ \hline n-2 \\ \hline \end{array} \quad \text{or} \quad \begin{array}{|c|} \hline n-1 \\ \hline \diagup \\ \hline n-2 \\ \hline \end{array} \\
\bar{s}_n &= \begin{array}{|c|} \hline n \\ \hline \diagup \\ \hline \end{array} \quad \text{or} \quad \begin{array}{|c|} \hline \diagup \\ \hline n \\ \hline \end{array} \\
\bar{s}_{n-1} &= \begin{array}{|c|} \hline n \\ \hline \diagup \\ \hline n-1 \\ \hline \end{array} \quad \text{or} \quad \begin{array}{|c|} \hline n-1 \\ \hline \diagup \\ \hline n \\ \hline \end{array} \\
\bar{s}_i &= \begin{array}{|c|} \hline i \\ \hline i+1 \\ \hline \end{array} \quad \text{for } i = 2, \dots, n-2, \\
\bar{s}_1 &= \begin{array}{|c|} \hline 1 \\ \hline \diagup \\ \hline \end{array} \quad \text{or} \quad \begin{array}{|c|} \hline \diagup \\ \hline 1 \\ \hline \end{array} \\
t_{01} = \bar{t}_{01} &= \begin{array}{|c|} \hline \cdots \\ \hline \diagup \\ \hline 0 \\ \hline 2 \\ \hline \end{array} \quad \text{or} \quad \begin{array}{|c|} \hline 0 \\ \hline \diagup \\ \hline 1 \\ \hline 2 \\ \hline \end{array} \\
t_2 &= \begin{array}{|c|} \hline \cdots \\ \hline \diagup \\ \hline 1 \\ \hline 0 \\ \hline \end{array} \quad \text{or} \quad \begin{array}{|c|} \hline \cdots \\ \hline \diagup \\ \hline 0 \\ \hline 1 \\ \hline \end{array} \\
t_i &= \begin{array}{|c|} \hline \cdots \\ \hline i \\ \hline i-1 \\ \hline \end{array} \quad \text{for } i = 3, \dots, n-2, \\
t_{(n-1)n} = \bar{t}_{(n-1)n} &= \begin{array}{|c|} \hline \cdots \\ \hline \diagup \\ \hline n-1 \\ \hline n-2 \\ \hline \end{array} \quad \text{or} \quad \begin{array}{|c|} \hline \cdots \\ \hline \diagup \\ \hline n-2 \\ \hline n-1 \\ \hline \end{array} \\
\bar{t}_{n-2} &= \begin{array}{|c|} \hline \cdots \\ \hline \diagup \\ \hline n-2 \\ \hline n-1 \\ \hline \end{array} \quad \text{or} \quad \begin{array}{|c|} \hline \cdots \\ \hline \diagup \\ \hline n-1 \\ \hline n \\ \hline \end{array} \\
\bar{t}_i &= \begin{array}{|c|} \hline \cdots \\ \hline i \\ \hline i+1 \\ \hline \end{array} \quad \text{for } i = 2, \dots, n-3.
\end{aligned}$$

FIGURE 1.

have pasted the s_i 's, \bar{s}_i 's, t_i 's, and \bar{t}_i 's together, as long as the pasted result forms a slice. It is easy to verify that the map ψ is well defined.

Now, we define a new map $\phi : \mathcal{C}^{(l)} \rightarrow \mathcal{B}^{(l)}$ to see that the map ψ is a bijection. Any element of $\mathcal{C}^{(l)}$ may be obtained by pasting together some number of s_i , \bar{s}_i , t_i , and \bar{t}_i . We consider the general element C of $\mathcal{C}^{(l)}$ obtained by pasting together y_i -many s_i 's, \bar{y}_i -many \bar{s}_i 's, and y_i^* -many t_i 's and \bar{t}_i 's, for each i . The *no-more-splitting* property of slices tell us that $y_i \bar{y}_i = 0$ for all $i = 2, \dots, n-1$. Also, since a slice comes from a pre-slice which satisfies the cyclic inclusion condition, the same holds

true even for $i = 1, n$. We also know that

$$2(y_{01}^* + \sum_{i=2}^{n-2} y_i^* + y_{(n-1)n}^*) + \sum_{i=1}^n (y_i + \bar{y}_i) = l.$$

For such an element C , we define $\phi(C) = (x_1, \dots, x_n | \bar{x}_n, \dots, \bar{x}_1)$, where

$$(4.3) \quad \begin{cases} x_1 = y_1 + y_{01}^*, \\ x_i = y_i + y_i^*, & i = 2, \dots, n-2, \\ x_{n-1} = y_{n-1} + y_{(n-1)n}^*, \\ x_n = y_n, \\ \bar{x}_n = \bar{y}_n, \\ \bar{x}_{n-1} = \bar{y}_{n-1} + y_{(n-1)n}^*, \\ \bar{x}_i = \bar{y}_i + y_i^*, & i = 2, \dots, n-2, \\ \bar{x}_1 = \bar{y}_1 + y_{01}^*. \end{cases}$$

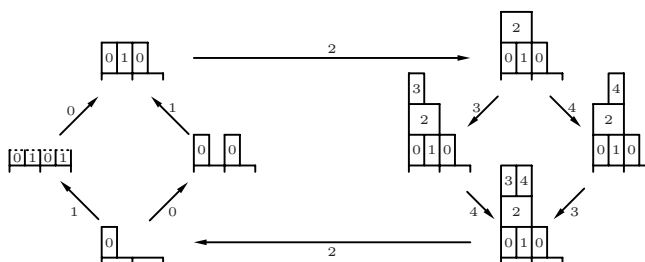
It is now easy to verify that the map ϕ is well defined and that it is actually the inverse of ψ .

It is almost obvious that the maps $\overline{\text{wt}}$, φ_i , and ε_i commute with ψ . It still remains to show that ψ commutes with the Kashiwara operators. However, this may be done through a lengthy but straightforward case-by-case verification. Therefore, we obtain a new realization of level- l perfect crystals as the set of equivalence classes of level- l slices.

Theorem 4.1. *The map $\psi : \mathcal{B}^{(l)} \rightarrow \mathcal{C}^{(l)}$ defined above is an isomorphism of $U'_q(\mathfrak{g})$ -crystals.*

We close this section with an example.

Example 4.2. The following is a drawing of a portion of the level-2 perfect crystal for type $D_4^{(1)}$ given in terms of elements of $\mathcal{C}^{(l)}$. We have omitted all arrows that connect elements presented here with those not presented here.



5. COMBINATORICS OF YOUNG WALLS

In this section, we introduce *level- l Young walls* for type $D_n^{(1)}$. Roughly speaking, these are constructed by lining up, side by side, level- l slices defined in Section 3. In the next section, we will show that the set of level- l Young walls satisfying certain conditions forms the highest weight crystal.

The pattern for building Young walls is given below:

$$(5.1) \quad \begin{array}{|c|c|c|c|} \hline & 2 & 2 & 2 & 2 \\ \hline 0 & 1 & 0 & 1 & 0 \\ \hline 1 & 0 & 1 & 0 & 1 \\ \hline & 2 & 2 & 2 & 2 \\ \hline & \vdots & \vdots & \vdots & \vdots \\ \hline & n-2 & n-2 & n-2 & n-2 \\ \hline n-1 & n & n-1 & n & n-1 \\ \hline n & n-1 & n & n-1 & n \\ \hline & n-2 & n-2 & n-2 & n-2 \\ \hline & \vdots & \vdots & \vdots & \vdots \\ \hline & 2 & 2 & 2 & 2 \\ \hline 0 & 1 & 0 & 1 & 0 \\ \hline 1 & 0 & 1 & 0 & 1 \\ \hline \end{array}$$

Definition 5.1. A *level- l Young wall of type $D_n^{(1)}$* is a concatenation of level- l slices, extending infinitely to the left, that satisfies the following conditions:

- (1) It is concatenated following the pattern given above.
- (2) In pasting the slices together, their relative heights should be made so that the *standard columns* that each layer of each slice started out from all come at the same height.
- (3) When we look at the same layer of two consecutive level- l slices, there is no free space to the right of any block (or broken half-block) belonging to the left slice.

Remark 5.2. The third condition in the above definition for level- l Young walls needs more explanation. We do this here. In most situations, it is easy to judge whether the right of some block (or broken half-block) is a free space or not.

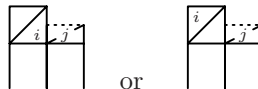
- (1) The following lists all nontrivial cases of having a free space to the right:
 - The left is a whole block and the right is a broken half of a whole block



with $i = 0, 1, 2, \dots, n-2, (n-1)n$.

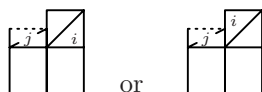
- Recall that unlike other whole blocks, for $j = 0, 1$ and $(n-1)n$, there is a unique way to *un-split* all broken halves of whole j -blocks contained in a slice. Hence it makes sense to talk of whether a broken half of a whole j -block is the upper half or the lower half.

The next nontrivial case is when the left is a single block of half-unit depth and the right is the *upper* broken half of a whole j -block.



Here, $i = 0, 1, n-1, n$ and $j = 0, 1, (n-1)n$. Note that since these must be blocks stacked following the pattern for building Young walls, the color of the broken half on the right will depend on the color i .

- The right is a single block of half-unit depth and the left is the *lower* broken half of a whole j -block.



Here, $i = 0, 1, n-1, n$ and $j = 0, 1, (n-1), n$.

- (2) We state explicitly that the following can appear as some layer of two consecutive level- l slices that make up a Young wall. That is, these are not cases of having a free space to the right of some block



with $i = 0, 1, n-1, n$ and $j = 0, 1, (n-1), n$ and where the right is a lower half



with $i = 0, 1, n-1, n$ and $j = 0, 1, (n-1), n$ and where the left is an upper half.

Definition 5.3.

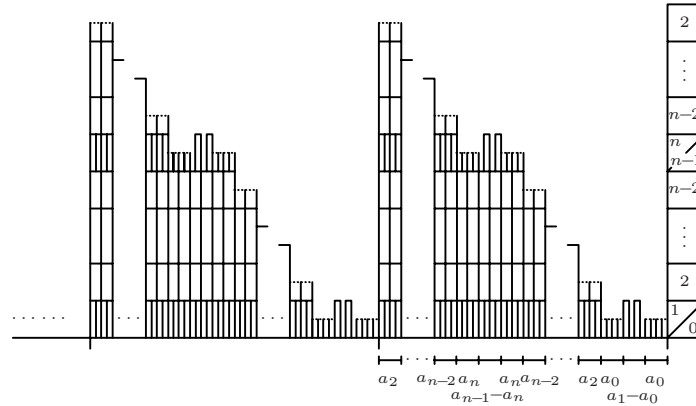
- (1) A level- l Young wall \mathbf{Y} is said to be **proper** if for each layer of \mathbf{Y} , none of the columns which is of integer height and whose top is of unit depth have the same height.
- (2) A column in a level- l proper Young wall is said to contain a **removable** δ if one may remove a δ from that column and still obtain a proper Young wall.
- (3) A level- l proper Young wall is said to be **reduced** if none of its columns contain a removable δ .

Let $\lambda = a_0\Lambda_0 + a_1\Lambda_1 + \cdots + a_n\Lambda_n$ be a dominant integral weight of level- l so that

$$(5.2) \quad l = a_0 + a_1 + 2(a_2 + \cdots + a_{n-2}) + a_{n-1} + a_n.$$

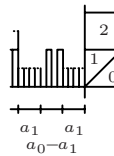
We would like to define the **ground-state wall \mathbf{Y}_λ of weight λ** . It will be constructed as a level- l reduced proper Young wall. It will be obtained by concatenating slices whose layers were made by adding finitely many blocks to *standard columns*. To simplify diagrams, we shall draw just the part above the standard columns when presenting a ground-state wall.

Depending on whether $a_0 \geq a_1$ or $a_0 \leq a_1$ and $a_{n-1} \geq a_n$ or $a_{n-1} \leq a_n$, there are four different forms of the ground-state wall. We have drawn just one of these here. It corresponds to the case when $a_0 \leq a_1$ and $a_{n-1} \geq a_n$.



Recall that a Young wall is a concatenation of slices. We have drawn the left-side-views of the first two slices that make up the Young wall. The actual ground-state wall should extend infinitely to the left, repeating the same pattern. At the right end, we have drawn the pattern for stacking the blocks, so as to show the color of the blocks placed at each height. But we caution the readers that the pattern on the right is just for the even i th columns. As given by figure (5.1), the odd columns will be stacked in a pattern with 0, 1 exchanged and $n - 1, n$ exchanged. Since the outline of the first two slices given above (actually, all slices) are exactly the same, this means that the even and odd columns are identical except for the exchange of 0 with 1 and $n - 1$ with n . Below the 0th slice, we have written down how many layers of each shape should be used.

We believe that the readers can easily fill in the ground-state walls for the other cases. For example, when $a_0 \geq a_1$,



should appear in the first few layers of the 0th column. Notice that in addition to the exchange of a_0 with a_1 from the full diagram above, the position of half-unit depth blocks appearing in the middle has shifted so that they are now 1-blocks instead of the 0-blocks used in the full diagram.

A level- l proper Young wall obtained by adding finitely many blocks to the ground-state wall \mathbf{Y}_λ is said to have been **built on** \mathbf{Y}_λ . We denote by $\mathcal{F}(\lambda)$ (and $\mathcal{Y}(\lambda)$) the set of all proper (resp. reduced proper) Young walls built on \mathbf{Y}_λ .

Let \mathbf{Y} be a level- l proper Young wall built on \mathbf{Y}_λ and let C be a column of \mathbf{Y} . Recall that a column C is a level- l slice and that for each $i \in I$, $\varphi_i(C)$ (and $\varepsilon_i(C)$) is the largest integer $k \geq 0$ such that $\tilde{f}_i^k(C) \neq 0$ (resp. $\tilde{e}_i^k(C) \neq 0$).

We now define the action of Kashiwara operators \tilde{f}_i, \tilde{e}_i ($i \in I$) on \mathbf{Y} as follows:

- (1) For each column C of \mathbf{Y} , write $\varepsilon_i(C)$ -many 1's followed by $\varphi_i(C)$ -many 0's under C . This sequence is called the *i -signature of C* .
- (2) From this sequence of 1's and 0's, cancel out each (0,1)-pair to obtain a sequence of 1's followed by 0's (reading from left to right). This sequence is called the *i -signature of \mathbf{Y}* .
- (3) We define $\tilde{f}_i \mathbf{Y}$ to be the proper Young wall obtained from \mathbf{Y} by replacing the column C corresponding the leftmost 0 in the i -signature of \mathbf{Y} with the column $\tilde{f}_i C$.
- (4) We define $\tilde{e}_i \mathbf{Y}$ to be the proper Young wall obtained from \mathbf{Y} by replacing the column C corresponding the rightmost 1 in the i -signature of \mathbf{Y} with the column $\tilde{e}_i C$.
- (5) If there is no 0 (or 1) in the i -signature of \mathbf{Y} , we define $\tilde{f}_i \mathbf{Y} = 0$ (resp. $\tilde{e}_i \mathbf{Y} = 0$).

Sketch of proof for well-definedness. Let us now show that the above definition of Kashiwara operators on the set $\mathcal{F}(\lambda)$ is well defined. We shall just deal with the \tilde{f}_i operator.

Since a Young wall extends infinitely to the left, it is not immediately clear as to whether there exists a *leftmost* zero. That is, it is not clear if the number of zeros in the i -signature of \mathbf{Y} is finite. Let us briefly comment on this here.

Since only finitely many blocks were added to the ground-state wall in building \mathbf{Y} , the wall will eventually become identical to the ground-state wall at some point, as it proceeds to the left. Thus it suffices to check if the ground-state walls give finite signatures. This one may do easily with each of the explicit ground-state walls.

Now, we fix some notations. Denote by C the column corresponding to the leftmost 0 in the i -signature of a proper Young wall \mathbf{Y} . The column sitting to the right of column C will be denoted by C' .


Suppose that $\tilde{f}_i \mathbf{Y}$ is not a proper Young wall. In fact, it could be that $\tilde{f}_i \mathbf{Y}$ is not even a Young wall. In such a case, the following statement would be true:

- There is a free space to the right of some block or half-block in some layer of the column of $\tilde{f}_i \mathbf{Y}$, that correspond to column C of \mathbf{Y} .

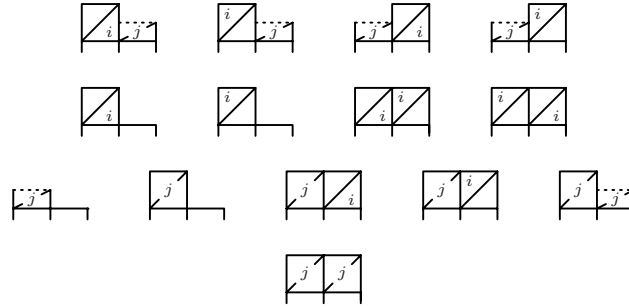
If the result is a Young wall, but just not proper, then the following statement would be true:

- The columns of $\tilde{f}_i \mathbf{Y}$ corresponding to columns C and C' of \mathbf{Y} contain a layer in which the tops are of unit depth and of the same integer height.

When $i = 2, \dots, n-2$, the following lists all possible forms for $\tilde{f}_i \mathbf{Y}$ that satisfy one of the above two statements, and which may not be dealt with too trivially.



When $i = 0, 1, n-1, n$, the following lists (almost) all possible forms for $\tilde{f}_i Y$ that satisfy one of the above two statements.



Here, $j = 0, 1, \dots, n-1, n$. As mentioned in Remark 5.2, the right (or left) of the first (resp. last) two diagrams in the first row is the upper (resp. lower) broken half of a whole j -block.

In each of these cases, it is possible to obtain one of the following three conclusions:

- (1) There is a free space to the right of some block or half-block in some layer of the column C of \mathbf{Y} .
- (2) The columns C and C' of the proper Young wall \mathbf{Y} contain a layer in which the tops are of unit depth and of the same integer height.
- (3) $\varphi_i(C) \leq \varepsilon_i(C')$.

The first of these conclusions violates the assumption that we started out with a Young wall \mathbf{Y} . The second conclusion is in violation of the properness of \mathbf{Y} . As for the third, since C is the column corresponding to the leftmost 0 in the i -signature of \mathbf{Y} , we must have $\varphi_i(C) > \varepsilon_i(C')$. Each of these conclusions brings us to contradictions, and hence the resulting $\tilde{f}_i \mathbf{Y}$ must have been a proper Young wall. \square

We define the maps $\text{wt} : \mathcal{F}(\lambda) \rightarrow P$, $\varphi_i, \varepsilon_i : \mathcal{F}(\lambda) \rightarrow \mathbf{Z}$ by setting

$$(5.3) \quad \begin{aligned} \text{wt}(\mathbf{Y}) &= \lambda - \sum_{i=0}^n k_i \alpha_i, \\ \varphi_i(\mathbf{Y}) &= \text{the number of 0's in the } i\text{-signature of } \mathbf{Y}, \\ \varepsilon_i(\mathbf{Y}) &= \text{the number of 1's in the } i\text{-signature of } \mathbf{Y}, \end{aligned}$$

where k_i is the number of i -blocks that have been added to \mathbf{Y}_λ .

Remark 5.4. We have seen in the above proof of well-definedness of Kashiwara operators that the i -signatures are always finite. Hence it makes sense to count the number of 0's and 1's in the signature.

Now it is straightforward to verify that the following theorem holds.

Theorem 5.5. *The set $\mathcal{F}(\lambda)$ of all level- l proper Young walls built on \mathbf{Y}_λ , together with the maps $\tilde{e}_i, \tilde{f}_i, \varepsilon_i, \varphi_i$ ($i \in I$), and wt , forms a $U_q(\mathfrak{g})$ -crystal.*

6. YOUNG WALL REALIZATION OF $\mathcal{B}(\lambda)$

In this section, we give a new realization of arbitrary level irreducible highest weight crystals in terms of reduced proper Young walls.

Recall that the set $\mathcal{P}(\lambda)$ of all λ -paths gives a realization of the irreducible highest weight crystal $\mathcal{B}(\lambda)$ (see Section 2). We will show that $\mathcal{Y}(\lambda)$ is a new realization of $\mathcal{B}(\lambda)$ by giving a $U_q(\mathfrak{g})$ -crystal isomorphism $\Phi : \mathcal{Y}(\lambda) \xrightarrow{\sim} \mathcal{P}(\lambda)$.

Let $\mathbf{Y} = (\mathbf{Y}(k))_{k=0}^\infty$ be a reduced proper Young wall built on \mathbf{Y}_λ . Here, $\mathbf{Y}(k)$ denotes the k th column of \mathbf{Y} . Using the $U'_q(\mathfrak{g})$ -crystal isomorphism $\psi : \mathcal{B}^{(l)} \xrightarrow{\sim} \mathcal{C}^{(l)}$ given in Theorem 4.1, we get a map $\Phi : \mathcal{Y}(\lambda) \longrightarrow \mathcal{P}(\lambda)$ which is defined by

$$(6.1) \quad \Phi(\mathbf{Y}) = (\psi^{-1}(\mathbf{Y}(k)))_{k=0}^\infty.$$

Note that the ground-state wall \mathbf{Y}_λ is mapped onto the ground-state path \mathbf{p}_λ .

Conversely, to each λ -path $\mathbf{p} = (\mathbf{p}(k))_{k=0}^\infty \in \mathcal{P}(\lambda)$, we can associate a proper Young wall $\mathbf{Y} = (\mathbf{Y}(k))_{k=0}^\infty$ built on \mathbf{Y}_λ such that $\psi(\mathbf{p}(k)) = \mathbf{Y}(k)$ for all $k \geq 0$. By removing an appropriate number of δ 's (proceeding from left to right), one can easily see that there exists a unique reduced proper Young wall $\mathbf{Y} = (\mathbf{Y}(k))_{k=0}^\infty$ with this property, which shows that $\Phi : \mathcal{Y}(\lambda) \longrightarrow \mathcal{P}(\lambda)$ is a bijection.

Here is our main realization theorem, which shows that the above bijection is a crystal isomorphism.

Theorem 6.1. *The bijection $\Phi : \mathcal{Y}(\lambda) \longrightarrow \mathcal{P}(\lambda)$ defined by (6.1) is a $U_q(\mathfrak{g})$ -crystal isomorphism. Therefore, we have a $U_q(\mathfrak{g})$ -crystal isomorphism*

$$(6.2) \quad \mathcal{Y}(\lambda) \xrightarrow{\sim} \mathcal{P}(\lambda) \xrightarrow{\sim} \mathcal{B}(\lambda).$$

Proof. We shall focus our efforts on showing that the set $\mathcal{Y}(\lambda)$ is a $U_q(\mathfrak{g})$ -subcrystal of $\mathcal{F}(\lambda)$ and that the map Φ commutes with the Kashiwara operators \tilde{f}_i and \tilde{e}_i . Other parts of the proof are similar or easy.

First, let us assume that the set $\mathcal{Y}(\lambda)$ is a $U_q(\mathfrak{g})$ -subcrystal of $\mathcal{F}(\lambda)$. Then the action of Kashiwara operators on $\mathcal{F}(\lambda)$ defined in Section 5 is well defined on $\mathcal{Y}(\lambda)$. The fact that the map Φ is determined by the $U'_q(\mathfrak{g})$ -crystal isomorphism $\psi : \mathcal{B}^{(l)} \xrightarrow{\sim} \mathcal{C}^{(l)}$, and that the action of Kashiwara operators on $\mathcal{Y}(\lambda)$ follows the process for defining it on $\mathcal{P}(\lambda)$, implies naturally that the map Φ commutes with the Kashiwara operators \tilde{f}_i and \tilde{e}_i .

Now, it remains to show that the set $\mathcal{Y}(\lambda)$ is a $U_q(\mathfrak{g})$ -subcrystal of $\mathcal{F}(\lambda)$. It suffices to prove that the action of Kashiwara operators on $\mathcal{Y}(\lambda)$ satisfy the following properties:

$$(6.3) \quad \tilde{f}_i \mathcal{Y}(\lambda) \subset \mathcal{Y}(\lambda) \cup \{0\}, \quad \tilde{e}_i \mathcal{Y}(\lambda) \subset \mathcal{Y}(\lambda) \cup \{0\} \quad \text{for all } i \in I.$$

Suppose that there exists some $\mathbf{Y} \in \mathcal{Y}(\lambda)$ for which $\tilde{f}_i \mathbf{Y} \notin \mathcal{Y}(\lambda) \cup \{0\}$. We assume that \tilde{f}_i has acted on the j th column of \mathbf{Y} and set $\mathbf{p} = \Phi(\mathbf{Y})$. Then, the action of \tilde{f}_i on \mathbf{p} would also have been on the j th tensor component of \mathbf{p} .

Since $\tilde{f}_i \mathbf{Y} \in \mathcal{F}(\lambda)$, we may remove finitely many δ 's from $\tilde{f}_i \mathbf{Y}$ to obtain a reduced proper Young wall \mathbf{Y}' . The number of δ 's removed is nonzero since $\tilde{f}_i \mathbf{Y} \notin \mathcal{Y}(\lambda)$. Since every column of $\tilde{f}_i \mathbf{Y}$ is related to the corresponding column of \mathbf{Y}' under the previously defined equivalence relation (3.4), we have

$$\tilde{f}_i(\mathbf{p}) = \Phi(\mathbf{Y}').$$

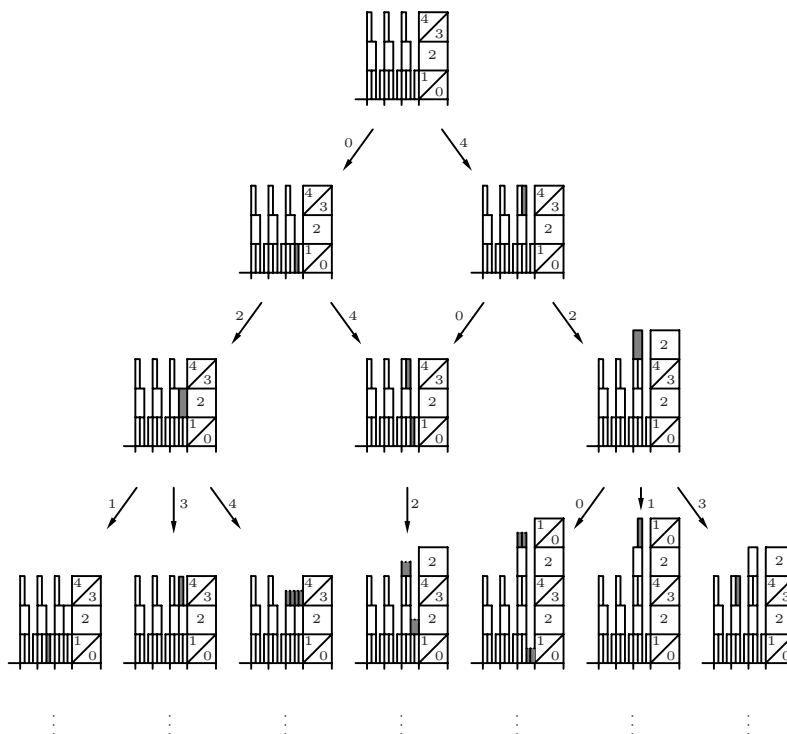


FIGURE 2.

Let us apply \tilde{e}_i to both \mathbf{Y}' and $\tilde{f}_i(\mathbf{p})$. We have $\mathbf{p} = \tilde{e}_i(\tilde{f}_i(\mathbf{p}))$ and the action of \tilde{e}_i on $\tilde{f}_i(\mathbf{p})$ would have been on the j th tensor component. The action of \tilde{e}_i of \mathbf{Y}' will also be on the j th column. Hence the proper Young wall $\tilde{e}_i\mathbf{Y}'$ may be obtained from the reduced proper Young wall \mathbf{Y} by removing finitely many δ 's. We may now remove finitely many δ 's from $\tilde{e}_i\mathbf{Y}'$ to obtain a reduced proper Young wall \mathbf{Y}'' which also corresponds to \mathbf{p} under the map Φ .

Recall that we started out with a reduced proper Young wall \mathbf{Y} , added an i -block to the j th column of \mathbf{Y} to obtain $\tilde{f}_i\mathbf{Y}$, removed finitely many δ 's from $\tilde{f}_i\mathbf{Y}$ to obtain a reduced proper Young wall \mathbf{Y}' , and removed an i -block from the j th column of \mathbf{Y}' to obtain $\tilde{e}_i\mathbf{Y}'$, and finally, removed finitely many δ 's from $\tilde{e}_i\mathbf{Y}'$ to obtain a reduced proper Young wall \mathbf{Y}'' which corresponds to \mathbf{p} under the map Φ . Therefore, we have $\Phi(\mathbf{Y}) = \mathbf{p} = \Phi(\mathbf{Y}'')$, but $\mathbf{Y} \neq \mathbf{Y}''$, which is a contradiction. Hence $\tilde{f}_i\mathbf{Y}$ must be reduced.

Similarly, one can show that $\tilde{e}_i\mathcal{Y}(\lambda) \subset \mathcal{Y}(\lambda) \cup \{0\}$ for all $i \in I$, which completes the proof of our claim. \square

We close this paper with an example of Young wall realization of irreducible highest weight crystals.

Example 6.2. The top part of the crystal graph $\mathcal{Y}(\Lambda_0 + \Lambda_4)$ for type $D_4^{(1)}$ is given in Figure 2. In each Young wall, we have shaded the part that has received some change through the action of \tilde{f}_i and have omitted drawing the part that is occupied by standard columns.

REFERENCES

1. S.-N. Choi, *Crystal bases for the higher level representations of $U_q(A_2^{(2)})$* , Ph.D. Thesis (2003), Seoul National University.
2. J. Hong and S.-J. Kang, *Crystal graphs for basic representations of the quantum affine algebra $U_q(C_2^{(1)})$* , Representations and quantizations (Shanghai, 1998), China High. Educ. Press, Beijing, 2000, pp. 213–227. MR1802174 (2001j:17029)
3. ———, *Introduction to Quantum Groups and Crystal Bases*, Graduate Studies in Mathematics **42**, American Mathematical Society, Providence, RI, 2002. MR1881971 (2002m:17012)
4. J. Hong, S.-J. Kang, and H. Lee, *Young wall realization of crystal graphs for $U_q(C_n^{(1)})$* , Commun. Math. Phys. **244** (2004), no. 1, 111–131. MR2029952 (2005d:17021)
5. M. Jimbo, K. C. Misra, T. Miwa, and M. Okado, *Combinatorics of representations of $U_q(\widehat{\mathfrak{sl}}(n))$ at $q = 0$* , Commun. Math. Phys. **136** (1991), no. 3, 543–566. MR1099695 (93a:17015)
6. S.-J. Kang, *Crystal bases for quantum affine algebras and combinatorics of Young walls*, Proc. London Math. Soc. (3) **86** (2003), 29–69. MR1971463 (2004c:17028)
7. S.-J. Kang, M. Kashiwara, K. C. Misra, T. Miwa, T. Nakashima, and A. Nakayashiki, *Affine crystals and vertex models*, Infinite analysis, Part A, B (Kyoto, 1991), World Sci. Publishing, River Edge, NJ, 1992, pp. 449–484. MR1187560 (94a:17008)
8. ———, *Perfect crystals of quantum affine Lie algebras*, Duke Math. J. **68** (1992), no. 3, 499–607. MR1194953 (94j:17013)
9. ———, *Vertex models and crystals*, C. R. Acad. Sci. Paris Sér. I Math. **315** (1992), no. 4, 375–380. MR1179041 (93g:17027)
10. S.-J. Kang and H. Lee, *Higher level affine crystals and Young Walls*, to appear in Algebr. Represent. Theory.
11. M. Kashiwara and T. Nakashima, *Crystal graphs for representations of the q -analogue of classical Lie algebras*, J. Algebra **165** (1994), no. 2, 295–345. MR1273277 (95c:17025)
12. A. Kuniba, K. C. Misra, M. Okado, T. Takagi, and J. Uchiyama, *Crystals for Demazure modules of classical affine Lie algebras*, J. Algebra **208** (1998), no. 1, 185–215. MR1643999 (99h:17008)
13. K. Misra and T. Miwa, *Crystal base for the basic representation of $U_q(\widehat{\mathfrak{sl}}(n))$* , Commun. Math. Phys. **134** (1990), no. 1, 79–88. MR1079801 (91j:17021)
14. A. Savage, *Geometric and combinatorial realizations of crystal graphs*, to appear in Algebr. Represent. Theory.

KOREA INSTITUTE FOR ADVANCED STUDY, 207-43 CHEONGNYANGNI 2-DONG, DONGDAEMUN-GU,
 SEOUL 130-722, KOREA
E-mail address: hmlee@kias.re.kr